

Scaled data based on original data using  
LM-79-08 Approved Method: Electrical and Photometric Measurements of Solid-  
State Lighting Products

Test Report Prepared for  
Cooper Lighting Solutions  
(formerly Eaton)

Brand: INVUE

Report Number: P149355

Luminaire Tested: **VWM-F01-LED-E1-SL2-HSS**

Issue Date: 03/03/2020

**Test Information**

Test Method: LM-79-08  
Report Number: P149355  
REPORT IS SCALED FROM IESNA LM-79-08 TEST DATA (P33726)  
Test Lab: INNOVATION CENTER-P3  
Issue Date: 03/03/2020  
Manufacturer: COOPER LIGHTING SOLUTIONS (FORMERLY EATON)  
Product Line: INVUE  
Catalog Number: VWM-F01-LED-E1-SL2-HSS  
Description: VISION WALL MEDIUM LED LUMINAIRE  
(1) LIGHTBARS WITH AccuLED OPTICS - TYPE 2 W/ SPILL LIGHT CONTROL AND HOUSE SIDE SHIELD  
Light Source: (7) 4000K CCT, 70 CRI LEDs  
Ballast/Driver: -

**Summary**

Lumens per Lamp: N/A  
Luminaire Lumens: 1513.7 lumens  
Efficiency: N/A  
Efficacy: 58.4 lumens/watt  
Luminous Opening: Rectangular (W 0.17' x L: 1' x H: 0')  
IES Classification: Type II - Short - Non-Cutoff  
BUG Rating: B0 - U0 - G1

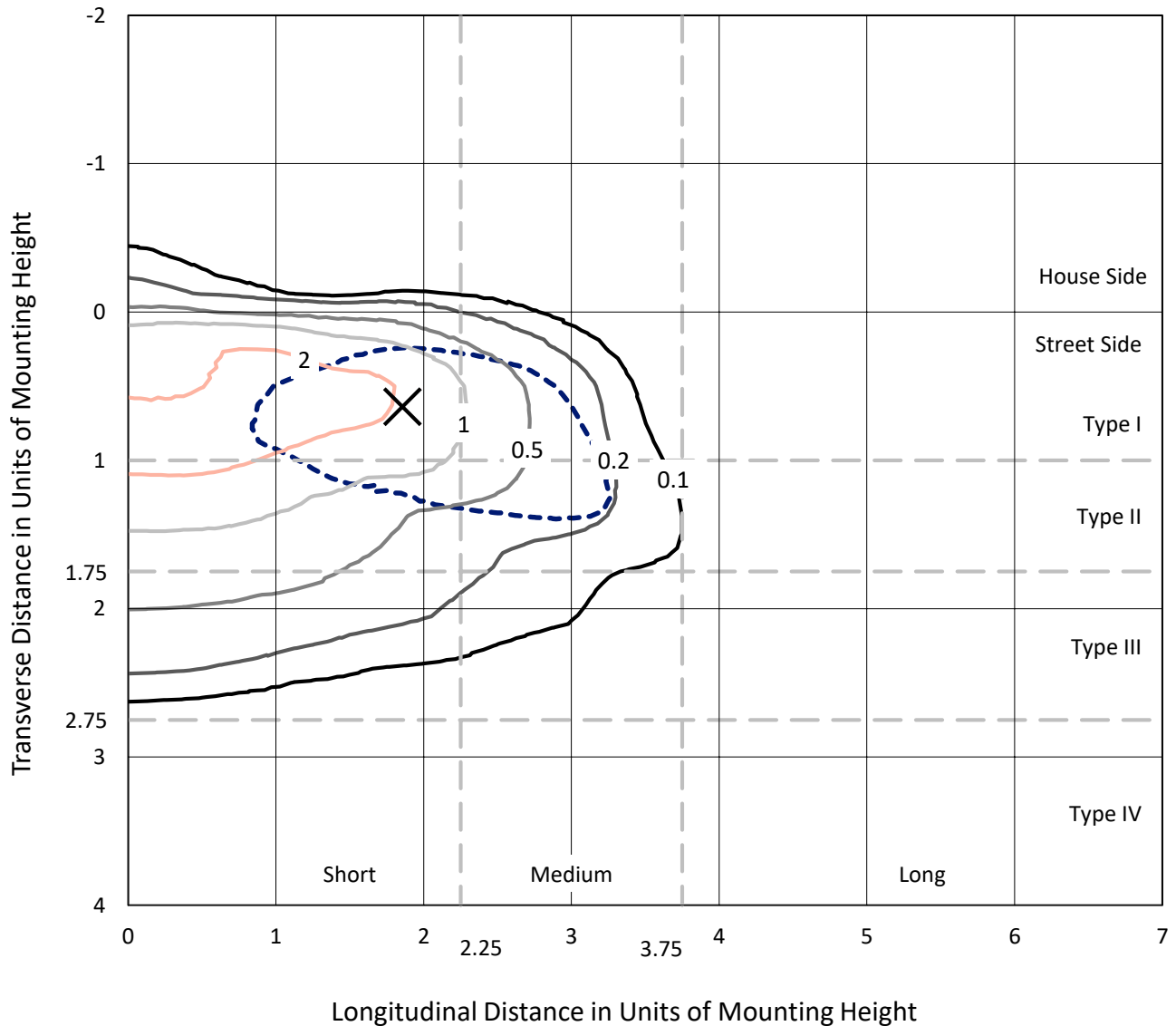
Input Watts (W): 25.9  
Input Voltage (V): NR  
Input Current (Ain): NR  
Voltage Rise (V): NR  
Power Factor: NR  
Total Harmonic Distortion (THDi): NR  
Frequency (hertz): 60  
Stabilization Time: NR  
Operation Time: NR  
Ambient Temperature (°C): NR  
Test Distance: 25 FT



REPORT NUMBER: P149355  
 CATALOG NUMBER: VWM-F01-LED-E1-SL2-HSS

### Iso-Footcandle Lines of Horizontal Illumination

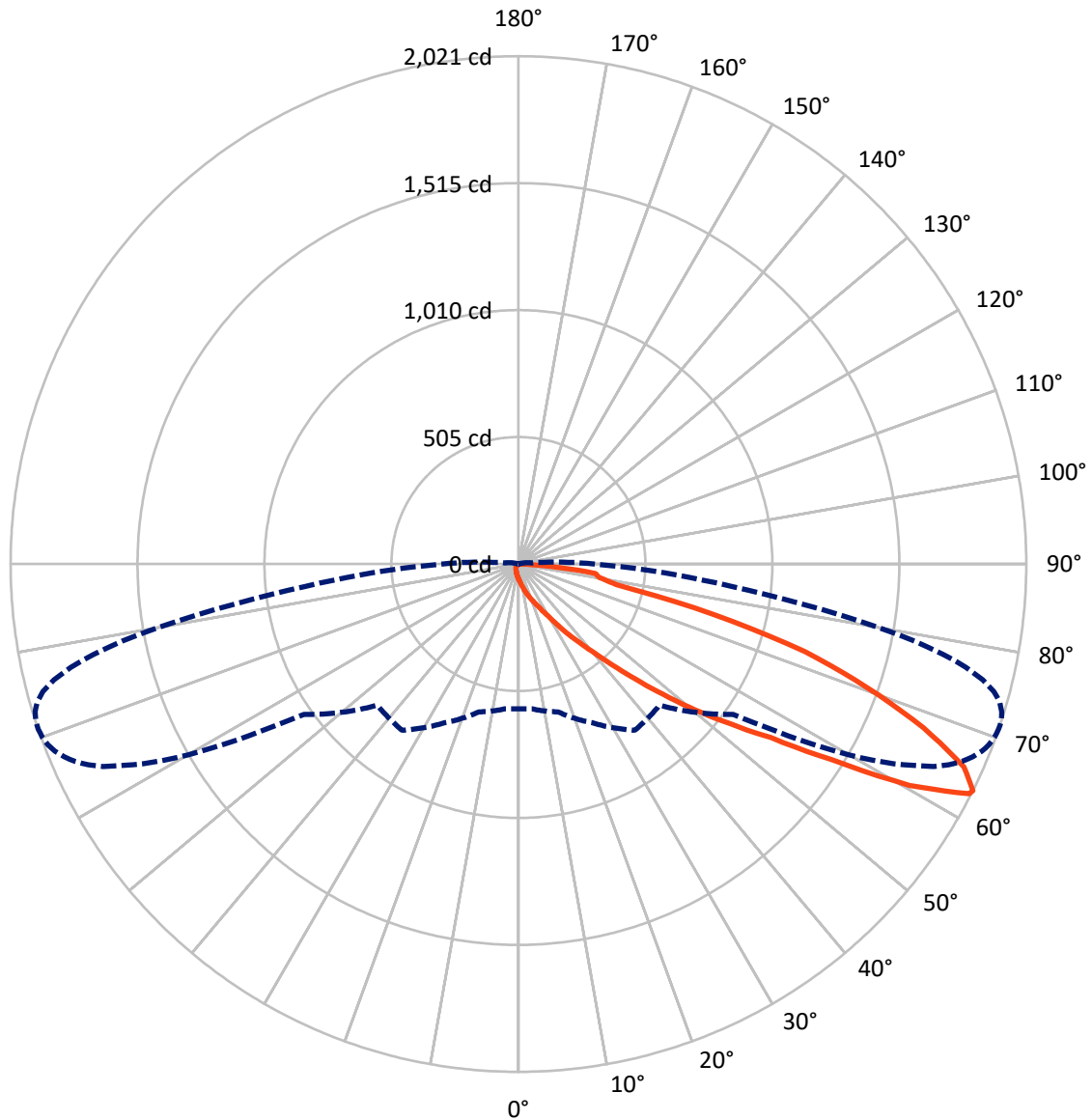
✕ Max cd  
 - - - 1/2 Max cd



Based on 10 foot mounting height. Maximum calculated value = 3.2 fc  
 Type II - Short - Non-Cutoff

REPORT NUMBER: P149355  
CATALOG NUMBER: VWM-F01-LED-E1-SL2-HSS

### Luminous Intensity Polar Plot



— Vertical Plane Through 71-Deg Lateral    - - - Horizontal Cone Through 63-Deg Vertical

REPORT NUMBER: P149355

CATALOG NUMBER: VWM-F01-LED-E1-SL2-HSS

**FLUX DISTRIBUTION:**

		Downward	Upward	Total
<b>House Side</b>	Lumens	32.1	0.0	32.1
	% Fixture	2.1	0.0	2.1
<b>Street Side</b>	Lumens	1481.5	0.0	1481.5
	% Fixture	97.9	0.0	97.9
<b>Total</b>	Lumens	1513.7	0.0	1513.7
	% Fixture	100.0	0.0	100.0

**Coefficient of Utilization**

**ZONAL LUMENS:**

Zone	Lumens	% Fixture
0°-10°	6.4	0.4
10°-20°	24.9	1.6
20°-30°	50.6	3.3
30°-40°	123.5	8.2
40°-50°	276.2	18.2
50°-60°	388.4	25.7
60°-70°	456.7	30.2
70°-80°	164.9	10.9
80°-90°	22.1	1.5
90°-100°	0.0	0.0
100°-110°	0.0	0.0
110°-120°	0.0	0.0
120°-130°	0.0	0.0
130°-140°	0.0	0.0
140°-150°	0.0	0.0
150°-160°	0.0	0.0
160°-170°	0.0	0.0
170°-180°	0.0	0.0
0°-90°	1513.7	100.0
0°-180°	1513.7	100.0



REPORT NUMBER: P149355

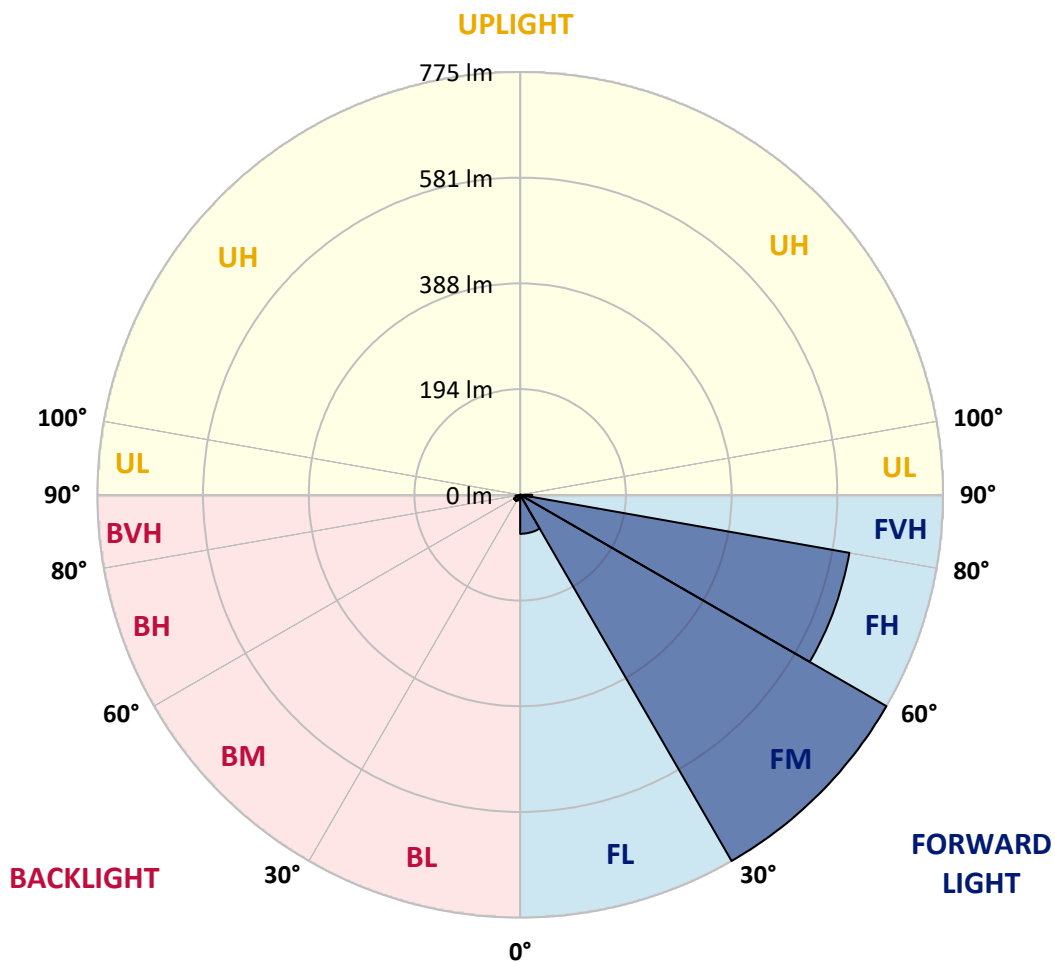
CATALOG NUMBER: VWM-F01-LED-E1-SL2-HSS

**LUMINAIRE CLASSIFICATION SYSTEM LUMEN TABLE AND BUG RATING:**

Zone		Lumens	% Fixture	Zone Rating/Lumen Limit		
				B	U	G
FL	(0°-30°)	71.5	4.7			
FM	(30°-60°)	775.2	51.2			
FH	(60°-80°)	612.8	40.5			G0/660
FVH	(80°-90°)	22.0	1.5			G1/100
BL	(0°-30°)	10.3	0.7	B0/110		
BM	(30°-60°)	13.0	0.9	B0/220		
BH	(60°-80°)	8.8	0.6	B0/110		G0/110
BVH	(80°-90°)	0.0	0.0			G0/10
UL	(90°-100°)	0.0	0.0		U0/0	
UH	(100°-180°)	0.0	0.0		U0/0	

**BUG Rating: B0-U0-G1**

Type II Short





REPORT NUMBER: P149355

CATALOG NUMBER: VWM-F01-LED-E1-SL2-HSS

**CANDELA DISTRIBUTION (FULL):**

	0°	5°	15°	25°	35°	45°	55°	56°	57°	58°	59°
0°	58.1	58.1	58.1	58.1	58.1	58.1	58.1	58.1	58.1	58.1	58.1
2.5°	75.9	76.8	76.2	74.8	73.2	71.0	69.1	69.1	68.8	68.0	68.2
5°	99.6	99.9	98.8	95.5	92.5	87.8	82.6	82.0	81.5	80.6	80.4
7.5°	122.7	123.8	122.7	119.2	113.1	105.9	97.7	96.9	95.2	95.2	94.1
10°	146.4	146.4	145.3	141.2	135.7	125.5	115.0	113.6	111.7	111.2	109.5
12.5°	163.2	163.2	162.6	160.4	156.0	146.9	134.3	132.9	130.4	129.6	127.7
15°	169.8	169.8	170.1	172.0	172.3	168.1	154.9	153.8	151.3	149.1	148.3
17.5°	173.9	173.6	173.6	176.4	181.3	184.1	175.6	174.5	171.7	170.6	167.9
20°	183.0	182.4	180.8	180.8	185.5	195.1	195.1	194.8	191.8	191.0	189.6
22.5°	196.5	195.9	191.0	186.8	189.0	201.2	212.4	211.9	210.8	209.7	208.9
25°	218.5	216.6	208.0	195.9	194.0	206.9	225.6	227.0	227.8	227.8	228.4
27.5°	251.8	249.3	234.2	211.6	203.1	216.3	240.2	243.0	245.5	246.0	248.5
30°	298.0	293.6	271.9	238.9	219.3	230.0	261.7	264.7	268.3	269.4	273.2
32.5°	374.0	371.5	350.6	301.0	259.2	257.0	291.7	295.5	300.2	302.1	306.8
35°	489.5	490.1	473.0	428.4	370.7	340.4	345.3	348.6	350.3	356.1	358.6
37.5°	568.0	569.3	573.2	555.6	514.3	483.5	444.7	448.3	439.7	440.6	440.8
40°	610.9	615.3	637.9	654.9	651.6	633.7	602.6	604.6	588.6	585.0	567.7
42.5°	639.5	645.3	681.3	734.2	761.1	777.4	770.2	769.4	757.0	752.3	737.7
45°	657.4	662.6	708.0	785.9	848.1	895.4	915.0	917.2	906.7	902.0	889.9
47.5°	656.6	662.6	711.3	805.2	896.8	972.5	1027.5	1030.3	1036.6	1032.5	1033.3
50°	620.2	626.0	675.0	772.4	882.5	1007.7	1108.4	1117.2	1127.4	1134.3	1137.6
52.5°	576.2	580.3	623.8	716.3	821.4	993.1	1156.3	1171.4	1186.6	1199.5	1208.6
55°	560.0	564.7	598.8	675.6	772.4	932.0	1178.6	1200.9	1222.3	1243.5	1260.9
57.5°	568.5	572.9	597.4	656.3	743.2	867.6	1184.9	1219.6	1254.8	1289.2	1323.3
60°	599.9	604.6	625.5	674.2	735.5	830.5	1160.1	1217.6	1276.3	1336.2	1392.7
62.5°	587.5	589.4	620.2	705.5	790.6	798.8	1070.2	1150.5	1239.9	1332.4	1423.5
63°	575.7	577.9	609.2	697.0	807.4	794.2	1042.4	1127.1	1221.5	1321.1	1420.2
65°	522.0	522.3	546.2	615.6	788.7	802.4	918.5	999.4	1107.9	1227.3	1352.5
67.5°	389.6	387.7	410.8	463.7	619.1	802.7	788.4	833.8	909.2	1015.1	1127.4
70°	138.1	135.1	172.5	245.7	385.8	656.6	677.5	680.5	701.4	758.7	829.1
72.5°	44.9	45.7	55.0	90.0	177.8	441.9	613.4	604.0	598.5	598.2	607.6
75°	17.9	18.2	22.0	39.9	79.8	213.0	537.1	542.4	544.3	547.0	550.1
77.5°	8.5	9.4	12.4	22.3	39.6	105.4	384.4	428.7	454.0	473.6	485.4
80°	3.0	3.6	6.9	13.8	18.4	48.4	202.5	244.4	281.5	329.4	370.7
82.5°	0.0	0.0	1.4	9.6	10.2	19.5	83.1	97.4	111.4	144.5	185.5
85°	0.0	0.0	0.0	2.8	3.0	3.3	28.1	33.8	38.0	44.3	51.2
87.5°	0.0	0.0	0.0	0.0	0.0	0.0	0.3	0.8	1.7	4.1	6.3
90°	0.0	0.0	0.0	0.0	0.0	0.0	0.0	0.0	0.0	0.0	0.0



REPORT NUMBER: P149355

CATALOG NUMBER: VWM-F01-LED-E1-SL2-HSS

**CANDELA DISTRIBUTION (continued):**

	60°	61°	62°	64°	65°	66°	67°	68°	69°	70°	71°
0°	58.1	58.1	58.1	58.1	58.1	58.1	58.1	58.1	58.1	58.1	58.1
2.5°	67.7	67.4	67.4	66.9	66.6	66.0	65.8	64.9	64.7	64.7	64.7
5°	80.1	79.0	78.4	77.0	76.2	75.9	74.6	74.0	73.2	73.5	72.1
7.5°	93.8	91.9	91.1	89.2	88.6	86.7	86.1	84.8	83.9	82.3	81.7
10°	109.0	106.5	105.1	102.1	101.3	99.9	98.2	96.6	95.2	93.6	92.7
12.5°	126.3	124.1	123.0	118.9	116.9	115.0	112.8	110.6	108.4	107.0	105.1
15°	146.7	143.1	142.0	138.1	134.8	132.4	129.3	126.6	124.9	122.2	120.3
17.5°	166.8	163.2	162.4	156.6	153.0	151.3	148.0	144.5	141.4	138.7	135.7
20°	186.8	184.4	182.2	176.7	172.8	170.1	165.7	162.1	159.6	155.7	151.9
22.5°	206.9	204.5	202.8	197.0	193.4	189.6	185.7	181.9	178.3	173.6	169.2
25°	227.6	225.9	225.1	219.9	216.6	213.0	209.1	204.7	200.3	195.1	190.4
27.5°	249.0	249.6	247.9	246.8	243.3	240.8	234.7	231.7	228.4	222.1	216.3
30°	276.3	277.9	277.4	278.2	276.0	274.3	269.7	265.8	262.0	255.9	249.3
32.5°	310.7	312.9	314.0	317.0	315.9	315.4	314.0	308.5	305.7	295.3	292.5
35°	363.8	362.7	367.4	369.8	368.7	368.2	366.5	363.5	360.2	352.8	345.9
37.5°	432.9	434.0	435.6	430.6	427.3	427.1	422.1	419.1	414.4	406.2	397.9
40°	559.4	552.6	544.8	523.9	514.9	509.6	495.0	490.9	482.9	471.6	463.1
42.5°	724.0	717.1	694.0	659.0	640.3	614.5	602.6	588.0	576.8	558.3	548.4
45°	887.4	867.6	864.9	824.1	801.0	766.9	745.7	721.2	695.6	671.4	653.8
47.5°	1025.3	1020.9	1007.4	982.6	961.2	932.6	905.3	867.6	841.2	806.8	775.2
50°	1135.6	1135.4	1130.4	1116.1	1098.2	1075.1	1051.2	1019.2	989.3	947.2	913.3
52.5°	1218.2	1222.6	1224.3	1219.9	1213.0	1192.6	1180.5	1153.8	1128.5	1092.7	1056.1
55°	1278.7	1295.0	1303.2	1312.6	1310.7	1303.5	1303.0	1285.6	1274.1	1245.7	1219.9
57.5°	1353.6	1380.3	1405.9	1451.3	1452.9	1468.9	1477.1	1485.4	1487.6	1476.3	1467.8
60°	1448.8	1503.3	1551.7	1646.6	1671.4	1710.5	1735.8	1763.3	1786.7	1788.6	1788.1
62.5°	1515.9	1599.9	1678.0	1818.9	1867.1	1912.2	1946.0	1972.7	1989.0	2005.5	2013.2
63°	1517.9	1609.8	1692.9	1838.2	1888.8	1931.7	1963.9	1988.7	2005.8	2015.7	2020.6
65°	1471.4	1582.8	1681.9	1826.6	1874.2	1917.4	1934.2	1950.4	1958.7	1962.5	1948.0
67.5°	1247.1	1356.1	1471.6	1633.4	1674.2	1725.9	1739.7	1747.9	1751.8	1750.9	1738.6
70°	932.6	1023.9	1152.4	1337.4	1391.3	1441.9	1473.3	1486.8	1491.2	1489.8	1471.4
72.5°	651.1	704.7	810.7	1016.5	1090.0	1154.9	1193.7	1213.8	1217.9	1209.7	1192.6
75°	546.8	549.5	573.5	686.0	754.8	824.1	867.9	880.6	872.3	847.3	803.8
77.5°	488.2	494.2	494.2	511.0	524.5	543.7	547.9	517.1	481.3	435.1	397.6
80°	409.5	430.6	445.5	457.9	459.3	455.4	445.2	427.9	400.4	365.2	326.1
82.5°	248.8	290.6	307.6	371.5	402.9	424.0	422.4	399.3	378.4	341.8	308.5
85°	62.7	67.7	73.5	95.5	107.0	130.7	145.6	152.4	154.9	142.3	128.8
87.5°	6.1	4.1	6.9	5.2	7.4	5.5	7.4	6.9	8.5	9.1	9.9
90°	0.0	0.0	0.0	0.0	0.0	0.0	0.0	0.0	0.0	0.0	0.0





REPORT NUMBER: P149355

CATALOG NUMBER: VWM-F01-LED-E1-SL2-HSS

**CANDELA DISTRIBUTION (continued):**

	72°	73°	74°	75°	76°	77°	78°	79°	80°	81°	82°
0°	58.1	58.1	58.1	58.1	58.1	58.1	58.1	58.1	58.1	58.1	58.1
2.5°	64.1	63.8	63.6	63.3	63.0	62.7	62.2	62.2	61.6	61.4	61.1
5°	71.3	70.7	70.4	69.9	69.1	68.5	67.7	66.6	65.8	65.5	64.9
7.5°	80.4	79.0	78.4	77.6	76.5	74.8	73.7	72.9	71.5	70.7	69.1
10°	90.5	89.2	87.5	85.9	84.2	82.3	80.9	79.8	77.6	76.5	74.6
12.5°	103.5	101.0	99.1	96.9	94.7	92.5	90.8	87.5	85.6	83.1	81.5
15°	116.7	114.5	112.3	109.5	106.2	102.6	101.0	98.0	95.5	91.6	89.4
17.5°	132.6	128.5	125.2	121.9	118.9	115.6	112.3	107.6	104.0	100.7	96.3
20°	148.3	143.4	139.8	135.4	131.0	125.8	121.9	118.6	113.6	109.2	104.6
22.5°	165.1	160.2	154.4	150.0	143.9	139.8	134.6	129.1	124.1	118.3	112.5
25°	185.5	180.2	173.6	167.9	161.0	155.2	148.9	142.5	136.5	129.9	122.5
27.5°	210.5	205.0	197.9	191.0	181.9	174.7	168.7	160.2	152.4	144.2	135.7
30°	242.2	236.1	227.3	217.4	208.3	200.3	191.8	180.5	172.0	162.1	151.1
32.5°	283.4	276.3	264.4	255.1	243.8	233.3	221.5	210.2	198.1	185.2	172.5
35°	335.4	328.8	315.1	301.3	288.9	276.6	261.7	248.8	231.7	216.0	199.8
37.5°	389.4	377.5	364.9	350.0	334.6	319.8	301.6	283.7	264.2	247.1	226.7
40°	451.0	436.7	426.2	410.3	388.5	367.4	350.6	328.3	303.8	281.0	257.0
42.5°	535.5	519.5	500.8	476.6	460.9	436.2	414.4	388.0	355.8	330.2	301.3
45°	633.2	611.4	593.3	569.9	550.9	520.1	494.8	459.5	427.3	393.8	358.6
47.5°	744.6	717.7	691.2	668.1	637.9	607.6	575.4	538.0	496.7	459.8	418.0
50°	872.6	834.3	797.7	768.0	726.5	691.5	656.6	614.5	568.8	526.4	478.8
52.5°	1014.8	970.5	922.1	876.4	828.3	783.4	741.3	692.9	642.0	590.3	537.1
55°	1186.6	1153.3	1096.3	1038.2	973.8	913.9	859.6	799.7	737.7	669.8	613.9
57.5°	1455.4	1439.2	1391.6	1333.5	1249.6	1176.6	1084.7	1011.3	921.6	828.0	755.9
60°	1819.7	1799.6	1773.0	1725.9	1659.3	1560.2	1459.0	1344.8	1208.3	1078.7	955.7
62.5°	2014.0	2006.9	1985.1	1952.6	1890.5	1812.3	1710.2	1584.7	1430.6	1273.2	1116.4
63°	2019.8	2010.7	1992.0	1959.0	1904.2	1828.5	1728.4	1606.5	1455.7	1295.2	1135.1
65°	1941.6	1938.1	1919.1	1883.0	1845.6	1787.8	1710.2	1605.4	1478.8	1327.2	1167.8
67.5°	1722.0	1711.3	1682.1	1671.1	1645.0	1604.8	1545.7	1473.6	1383.0	1263.9	1126.3
70°	1456.5	1440.5	1403.9	1384.4	1352.5	1327.2	1291.1	1239.7	1183.8	1100.7	998.1
72.5°	1175.0	1142.0	1108.4	1057.5	1012.9	967.8	927.9	891.6	830.2	796.6	718.8
75°	763.1	703.1	645.6	568.5	499.2	437.8	378.1	347.8	284.8	259.2	222.6
77.5°	362.1	328.6	283.4	248.5	203.9	166.5	135.9	102.1	80.1	62.7	47.9
80°	292.2	263.9	236.7	205.0	171.4	136.8	104.8	78.4	55.6	38.5	27.2
82.5°	260.6	229.8	196.2	174.5	151.6	124.1	101.8	83.1	61.4	44.9	30.5
85°	101.3	85.3	65.8	53.7	41.8	34.4	31.1	21.5	16.8	13.2	10.2
87.5°	8.8	7.2	5.8	3.9	4.1	2.2	2.5	1.7	1.4	1.4	1.1
90°	0.0	0.0	0.0	0.0	0.0	0.0	0.0	0.0	0.0	0.0	0.0



REPORT NUMBER: P149355

CATALOG NUMBER: VWM-F01-LED-E1-SL2-HSS

**CANDELA DISTRIBUTION (continued):**

	83°	84°	85°	86°	87°	88°	89°	90°	95°	105°	115°
0°	58.1	58.1	58.1	58.1	58.1	58.1	58.1	58.1	58.1	58.1	58.1
2.5°	60.8	60.5	60.3	59.7	59.7	59.2	58.9	58.6	57.2	54.2	51.7
5°	63.8	63.3	62.7	61.9	61.4	60.5	60.0	59.2	56.1	50.4	45.4
7.5°	68.2	67.1	66.3	64.7	63.8	62.7	61.9	60.5	55.6	46.8	39.9
10°	73.5	71.5	70.2	68.2	66.6	65.2	63.8	61.9	55.0	42.9	34.9
12.5°	79.8	77.6	74.8	72.6	70.4	68.5	66.6	64.1	54.2	39.6	31.1
15°	86.1	82.8	80.9	77.9	74.8	72.1	69.3	67.1	54.5	36.0	27.8
17.5°	93.3	90.0	85.9	82.6	79.3	75.7	72.4	68.0	53.1	33.3	25.3
20°	100.2	95.5	91.6	87.5	82.8	78.4	74.3	70.4	52.0	30.5	23.1
22.5°	107.6	102.1	97.1	91.9	86.1	81.2	76.2	71.3	50.1	28.1	21.2
25°	116.7	110.3	103.2	96.9	90.8	84.8	78.4	72.4	48.2	25.9	19.8
27.5°	127.7	119.4	112.3	104.3	95.8	88.1	81.2	74.6	46.2	24.2	18.4
30°	141.7	132.1	121.9	111.7	102.6	93.8	84.2	75.9	44.3	22.6	17.1
32.5°	160.4	148.3	135.9	124.1	112.0	100.7	90.5	79.8	43.2	21.2	15.7
35°	185.2	169.5	154.4	139.5	124.9	111.2	98.0	85.9	43.2	19.5	14.0
37.5°	208.6	190.4	171.2	152.7	135.4	119.4	103.7	89.2	41.0	18.2	12.7
40°	233.9	212.2	189.6	167.9	146.9	127.1	109.2	92.5	39.1	16.5	11.3
42.5°	272.7	245.2	215.7	190.4	165.4	140.9	118.6	98.8	36.6	14.9	9.9
45°	323.6	288.7	254.0	223.2	191.2	161.3	134.8	110.3	36.0	13.5	8.5
47.5°	378.1	336.8	296.1	256.7	219.3	184.4	152.7	123.3	36.0	12.1	7.4
50°	432.3	380.6	337.1	291.4	249.3	208.0	170.3	136.8	36.3	11.0	6.1
52.5°	481.3	426.0	377.3	324.4	277.9	230.0	189.0	150.0	35.8	9.6	5.0
55°	549.2	484.3	427.9	369.6	315.1	261.1	214.6	169.8	36.0	8.5	4.1
57.5°	674.5	598.2	530.3	453.8	391.0	321.4	265.0	210.5	39.4	7.2	3.0
60°	854.1	755.1	659.6	566.3	486.5	403.7	330.5	266.4	46.2	5.8	2.2
62.5°	974.9	845.3	731.4	628.5	535.8	449.1	369.3	296.4	50.9	4.7	1.4
63°	987.3	853.3	738.8	632.6	538.0	451.3	370.9	298.6	51.2	4.4	1.4
65°	1010.7	867.1	743.0	633.5	535.8	448.3	369.8	298.3	51.7	3.6	1.1
67.5°	984.0	845.9	719.0	609.8	516.5	430.4	356.1	287.3	51.5	2.5	0.8
70°	880.0	765.5	654.1	552.3	467.5	389.6	324.2	262.0	47.3	1.7	0.6
72.5°	646.1	568.2	481.8	408.4	352.2	292.5	249.6	196.8	36.6	1.1	0.3
75°	191.5	174.5	146.7	129.3	114.2	94.4	83.9	65.5	18.7	0.6	0.0
77.5°	38.2	34.7	31.1	28.3	26.7	22.8	21.7	17.9	7.7	0.3	0.0
80°	20.1	16.5	14.0	12.4	10.7	8.8	7.4	6.1	1.4	0.0	0.0
82.5°	19.3	12.9	9.4	7.7	6.6	5.2	4.1	3.0	0.8	0.0	0.0
85°	7.2	5.5	4.1	3.3	2.8	2.5	1.9	1.7	0.0	0.0	0.0
87.5°	1.1	0.8	0.8	0.6	0.6	0.3	0.3	0.3	0.0	0.0	0.0
90°	0.0	0.0	0.0	0.0	0.0	0.0	0.0	0.0	0.0	0.0	0.0



REPORT NUMBER: P149355

CATALOG NUMBER: VWM-F01-LED-E1-SL2-HSS

**CANDELA DISTRIBUTION (continued):**

	125°	135°	145°	155°	165°	175°	180°
0°	58.1	58.1	58.1	58.1	58.1	58.1	58.1
2.5°	49.3	47.1	46.0	44.6	44.6	44.3	44.9
5°	41.0	38.0	35.8	34.1	34.4	33.6	33.8
7.5°	34.7	31.6	29.7	28.6	28.3	28.1	28.1
10°	30.0	27.2	25.6	24.8	24.5	24.5	24.5
12.5°	26.7	23.9	22.6	22.0	22.0	21.7	21.7
15°	23.9	21.7	20.4	19.8	19.8	19.5	19.8
17.5°	21.7	19.5	18.4	17.9	17.9	17.6	17.6
20°	19.8	17.9	16.8	16.0	16.0	15.7	16.0
22.5°	18.2	16.2	14.9	14.3	14.0	13.8	14.0
25°	16.5	14.6	13.2	12.4	12.1	12.1	11.8
27.5°	15.1	13.2	11.6	10.7	10.5	10.5	10.2
30°	13.8	11.6	9.9	9.1	8.8	8.8	8.8
32.5°	12.4	9.9	8.5	7.7	7.4	7.4	7.4
35°	11.0	8.5	7.2	6.3	6.1	6.1	6.1
37.5°	9.4	7.2	5.5	5.0	4.7	4.4	4.4
40°	8.0	5.5	4.1	3.6	3.0	3.0	3.0
42.5°	6.6	4.4	3.0	2.2	1.9	1.7	1.9
45°	5.5	3.3	1.9	1.1	0.8	0.8	0.8
47.5°	4.4	2.2	0.8	0.3	0.3	0.3	0.3
50°	3.3	1.4	0.3	0.0	0.0	0.3	0.3
52.5°	2.5	0.8	0.0	0.0	0.0	0.0	0.0
55°	1.4	0.3	0.0	0.0	0.0	0.0	0.0
57.5°	0.8	0.0	0.0	0.0	0.0	0.0	0.0
60°	0.6	0.0	0.0	0.0	0.0	0.0	0.0
62.5°	0.3	0.0	0.0	0.0	0.0	0.0	0.0
63°	0.3	0.0	0.0	0.0	0.0	0.0	0.0
65°	0.3	0.0	0.0	0.0	0.0	0.0	0.0
67.5°	0.0	0.0	0.0	0.0	0.0	0.0	0.0
70°	0.0	0.0	0.0	0.0	0.0	0.0	0.0
72.5°	0.0	0.0	0.0	0.0	0.0	0.0	0.0
75°	0.0	0.0	0.0	0.0	0.0	0.0	0.0
77.5°	0.0	0.0	0.0	0.0	0.0	0.0	0.0
80°	0.0	0.0	0.0	0.0	0.0	0.0	0.0
82.5°	0.0	0.0	0.0	0.0	0.0	0.0	0.0
85°	0.0	0.0	0.0	0.0	0.0	0.0	0.0
87.5°	0.0	0.0	0.0	0.0	0.0	0.0	0.0
90°	0.0	0.0	0.0	0.0	0.0	0.0	0.0

(END OF REPORT)